

# The neoschool class (v1.3.9)

RAZIK IKHLEF — <https://apps.edulatem.xyz> — [razik.ikhlef@csilyon.fr](mailto:razik.ikhlef@csilyon.fr)

The `neoschool` class provides secondary school teachers with a comprehensive toolkit for creating educational documents (tests, course handouts, exercise sheets with answer keys, and more). To accommodate a wide range of needs, it offers fifty-eight built-in color themes, sixteen preconfigured profiles, extensive class options for layout and typography, specialized environments, dedicated commands, and various preformatted header styles for each type of document. It bundles dozens of commonly used LaTeX packages, which significantly reduces preamble clutter and helps avoid compatibility issues. Multilingual support is included for English, French, and German.

## CONTENTS

<b>1</b>	<b>Preconfigured profiles</b>	<b>2</b>		
<b>2</b>	<b>Loaded packages</b>	<b>3</b>		
2.1	Optional packages	3	6.1.1	Exercise options
<b>3</b>	<b>Configuration options</b>	<b>3</b>	6.1.2	Exercise styles ( <code>exstyle</code> )
3.1	Language	3	6.1.3	Global options
3.2	Global appearance	4	6.1.4	Exercise with solution
3.2.1	Built-in themes	4	6.1.5	Multiple choice
3.2.2	Color modes	4	<b>7</b>	<b>Code listings</b>
3.2.3	Color customization	4	7.1	The code environment
3.2.4	Box appearance	5	7.2	Code box styles ( <code>codestyle</code> )
3.2.5	Other display options	6	7.3	Code options
3.3	Typography	7	7.4	Additional commands
3.3.1	Fonts	7	7.5	The pseudocode environment
3.3.2	Heading styles	7	<b>8</b>	<b>Admonitions</b>
3.4	Page layout	8	8.1	Available environments
3.4.1	Margins and spacing	8	8.2	Admonition styles
3.4.2	Headers and footers	8	8.3	Admonition options
3.4.3	Table of contents	8	<b>9</b>	<b>Content layout</b>
3.4.4	Output modes	8	9.1	Absolute positioning
3.5	Miscellaneous options	9	9.2	Two-column layout
<b>4</b>	<b>Document styles</b>	<b>9</b>	9.3	The <code>sidebyside</code> environment
4.1	Title layout ( <code>titlelayout</code> )	9	9.4	Text with image
4.1.1	Exam styles	9	9.5	QR codes
4.1.2	Assessment styles	9	9.6	Grids and paper styles
4.1.3	Design styles	9	9.7	Simple boxes
4.1.4	Classic styles	9	9.8	Logos and special symbols
4.2	Header configuration ( <code>\neoheader</code> )	10	<b>10</b>	<b>Grading and assessment</b>
<b>5</b>	<b>Math environments</b>	<b>10</b>	10.1	Grading tools
5.1	Theorem styles	10	10.2	Answer areas
5.2	Available environments	10	10.3	Markers and symbols
5.3	Environment options	11	10.4	Competency-based assessment
5.4	Numbering options	11	<b>11</b>	<b>Math commands</b>
5.5	Environment examples	11	11.1	Highlighting
<b>6</b>	<b>Exercises</b>	<b>12</b>	11.2	APMEP support
6.1	The exercise and solution environments	12	<b>12</b>	<b>Special tools</b>
			12.1	Trees and graphs
			12.2	Math grid ( <code>mathgrid</code> )
			<b>13</b>	<b>Margin notes</b>

## ① PRECONFIGURED PROFILES

The **profile=name** option automatically sets up a coherent group of options tailored to a specific type of document. Each profile defines a theme, title layout, box styles, and visual settings suited to a particular use case.

- **academic**: well suited for lectures and course handouts. Theme `royal`, title layout `band`, theorem style `block`, exercise style `bar`, admonition style `modern`, code style `plain`, boxshape `soft`.
- **minimalist**: clean, pared-down style. Theme `ink`, title layout `stream`, theorem style `plain`, exercise style `line-outline`, admonition style `classic`, code style `lines`, boxshape `sharp`.
- **material**: inspired by Material Design. Theme `azure`, title layout `notion`, theorem style `tile`, exercise style `capsule`, admonition style `material`, code style `shadow`, boxshape `rounded`.
- **coder**: for technical and computer science documents. Theme `marine`, title layout `blocks`, theorem style `bar`, exercise style `shell`, admonition style `professional`, code style `frame`, boxshape `chamfer`.
- **memo**: for review sheets and compact summaries. Theme `lagoon`, title layout `bristol`, theorem style `sticker`, exercise style `badge`, admonition style `soft`, code style `plain`, boxshape `chat`.
- **exam**: for tests and proctored assessments. No theme enforced (uses the default or whatever the user specifies), title layout `eval`, theorem style `plain`, exercise style `inline`, admonition style `classic`, code style `plain`, boxshape `sharp`. Enables `print` mode (black and white).
- **organic**: natural look with soft shapes. Theme `forest`, title layout `flow`, theorem style `curve`, exercise style `capsule`, admonition style `soft`, code style `plain`, boxshape `leaf`.
- **origami**: geometric style with creases. Theme `crimson`, title layout `geometric`, theorem style `fold`, exercise style `rule`, admonition style `classic`, code style `lines`, boxshape `bevel`.
- **blueprint**: technical drafting style. Theme `frost`, title layout `grid`, theorem style `frame`, exercise style `counter-inline`, admonition style `classic`, code style `lines`, boxshape `sharp`.
- **swiss**: inspired by Swiss graphic design. Theme `crimson`, title layout `brush`, theorem style `bar`, exercise style `capsule-outline`, admonition style `modern`, code style `lines`, boxshape `southeast`.
- **creative**: for playful, colorful handouts. Theme `neon`, title layout `memphis`, theorem style `pastel`, exercise style `badge`, admonition style `material`, code style `shadow`, boxshape `sharpish`.
- **focus**: understated style with a side accent. Theme `rhodium`, title layout `spine`, theorem style `tag`, exercise style `capsule`, admonition style `classic`, code style `frame`, boxshape `west`.
- **elegant**: refined and stripped-back. Theme `velours`, title layout `minimal`, theorem style `bar`, exercise style `line-circle`, admonition style `classic`, code style `line`, boxshape `sharp`.
- **slate**: sober style with a side banner. Theme `slate`, title layout `band`, theorem style `tile`, exercise style `bar`, admonition style `professional`, code style `lines`, boxshape `sharp`.
- **maker**: technical style for DIY projects. Theme `terra`, title layout `tech`, theorem style `sticker`, exercise style `rule`, admonition style `classic`, code style `lines`, boxshape `sharp`.
- **zen**: calm, harmonious style. Theme `moss`, title layout `wave`, theorem style `block`, exercise style `line-outline`, admonition style `soft`, code style `shadow`, boxshape `sharpish`. Enables `unicolor` mode.

```
1 % Using a profile
2 \documentclass[profile=academic]{neoschool}
3
4 % Customizing a profile
5 \documentclass[profile=exam, theme=midnight]{neoschool}
```

## ② LOADED PACKAGES

The following packages are automatically loaded by the `neoschool` class.

<code>adorn</code>	<code>fontawesome5</code>	<code>pdftexcmds</code>	<code>tcolorbox</code>
<code>adjustbox</code>	<code>forest</code>	<code>pgffor</code>	<code>tikz</code>
<code>algpseudocode</code>	<code>iftex</code>	<code>pgfplots</code>	<code>tikzpagenodes</code>
<code>bookmark</code>	<code>kvoptions</code>	<code>pifont</code>	<code>tikzsymbols</code>
<code>calc</code>	<code>lastpage</code>	<code>qrcode</code>	<code>ulem</code>
<code>changepage</code>	<code>marginnote</code>	<code>scrlayer-scrpage</code>	<code>wrapfig</code>
<code>colortbl</code>	<code>mathtools</code>	<code>setspace</code>	<code>xcolor</code>
<code>cuted</code>	<code>microtype</code>	<code>silence</code>	<code>xhfill</code>
<code>enumitem</code>	<code>multicol</code>	<code>siunitx</code>	<code>xkeyval</code>
<code>environ</code>	<code>nccmath</code>	<code>tabulararray</code>	<code>xsim</code>
<code>etoolbox</code>	<code>needspace</code>	<code>tasks</code>	<code>xstring</code>

When compiling with `pdflatex`, the class loads `fontenc` (with the `T1` option), `inputenc` (with the `utf8` option), `newpxtext`, and `newpxmath`. When compiling with `lualatex`, it makes `fontspec`, `luacas`, `lua-ul`, and `luacolor` available, and applies the TeX Gyre Pagella and TeX Gyre Heros fonts alongside `newpxmath`.

### 2.1 Optional packages

- **faketext:** loads `blindtext` and `lipsum` for placeholder text.
- **mathastext:** loads `mathastext` to use the text font in math mode.
- **nomath:** disables the mathematics bundle that is loaded by default (`annotate-equations`, `bm`, `cancel`, `esvect`, `mathrsfs`, `ncccomma`, `numprint`, `tdsfrmath`, `tkz-euclide`, `tkz-tab`, `witharrows`, and `xlop`). Use this option for documents that do not require advanced mathematical typesetting, to reduce compilation time.
- **notes/leftnotes/rightnotes:** load `todonotes`.
- **apmep:** loads a bundle of packages for compiling APMEP past exam papers, including `esvect`, `fourier-orns`, `numprint`, `pstricks` and its ecosystem, `tabularx`, `textcomp`, and `variations`.
- **mathics:** loads `asymptote` and `latexalpha2` for computer algebra via Mathics.

## ③ CONFIGURATION OPTIONS

### 3.1 Language

- **english, french, german:** enables the translations and conventions for each language. These options affect environment labels, typographic rules, and math conventions. The `french` option also loads `frenchmath`.
- **nofrenchmath:** with the `french` option, skips the loading of `frenchmath`.
- **nofrenchlist:** disables the French list style (switches dashes back to bullets).
- **frenchlistaspar:** treats lists as paragraphs in French.

## 3.2 Global appearance

### 3.2.1 Built-in themes

The **theme=name** option sets the document's color theme. There are 58 themes available.

amethyst	garden	mist	sage
arctic	graphite	moss	sequoia
athenee	harvard	mulberry	slate
aurora	hearth	neon	studio
axiom (default)	heritage	nocturne	study
azure	ink	oceanic	taiga
bordeaux	ivy	opera	terra
coffee	jewel	orchid	trinity
crimson	lagoon	peony	tundra
cyprus	library	prestige	velours
dusk	mahogany	renaissance	velvet
eton	manor	retro	vivid
excellence	marine	rhodium	woodland
forest	midnight	royal	
frost	mineral	saffron	

Each theme defines four colors: a primary color (titles, sections, definitions), a secondary color (theorems), a tertiary color (exercises), and a structural color (neutral elements such as remarks and inline code).

```
\documentclass[theme=oceanic]{neoschool}
```

### 3.2.2 Color modes

- **print**: black and white, for printing.
- **unicolor**: uses the primary color for every environment.
- **darktheme**: enables a dark theme with a dark background and light text.

### 3.2.3 Color customization

- **globalcolor=color**: body text color (default: `black`).
- **titlecolor=color**: main title color.
- **titlehexcolor=RRGGBB**: main title color in hexadecimal.
- **headcolor=color**: `\section` heading color.
- **subcolor=color**: `\subsection` heading color.
- **subsubcolor=color**: `\subsubsection` heading color.
- **headfootcolor=color**: header and footer color.
- **secondarymix=0-100**: blend percentage for the secondary color (default: 85).
- **tertiarymix=0-100**: blend percentage for the tertiary color (default: 85).

### 3.2.4 Box appearance

Frames and backgrounds:

- **thmnoframe** / **thmframe**: toggles theorem frames.
- **thmnoback** / **thmback**: toggles theorem backgrounds.
- **codenoframe** / **codeframe**: toggles code block frames.
- **codenoback** / **codeback**: toggles code block backgrounds.
- **codenonum** / **codenum**: toggles line numbering in code blocks.
- **exnoback** / **exback**: toggles exercise backgrounds.
- **noback** / **back**: toggles all backgrounds.
- **noframe** / **frame**: toggles all frames.
- **clean**: disables all frames and backgrounds.
- **styled**: enables all frames and backgrounds.

Background opacity:

- **boxopacity**=*n*: global background opacity (0–100, default: 8).
- **thmboxopacity**=*n*: theorem background opacity (default: 8).
- **exboxopacity**=*n*: exercise background opacity (default: 0).
- **codeboxopacity**=*n*: code block background opacity (default: 5).
- **adboxopacity**=*n*: admonition background opacity (default: 10).
- **mathboxopacity**=*n*: math highlight background opacity (default: 15).

Frame opacity:

- **frameopacity**=*n*: global frame opacity (0–100).
- **thmframeopacity**=*n*: theorem frame opacity (default: 90).
- **exframeopacity**=*n*: exercise frame opacity (default: 95).
- **codeframeopacity**=*n*: code block frame opacity (default: 85).
- **adframeopacity**=*n*: admonition frame opacity (default: 90).
- **sideframeopacity**=*n*: sidebyside frame opacity (default: 90).

Border thickness:

- **border**=*dim*: global border thickness.
- **thmborder**=*dim*: theorem border thickness (default: 0.8pt).
- **exborder**=*dim*: exercise border thickness (default: 0.8pt).
- **codeborder**=*dim*: code block border thickness (default: 0.8pt).
- **adborder**=*dim*: admonition border thickness (default: 0.8pt).

Internal padding:

- **padding**=*value*: adjusts internal padding of boxes. Options: `tight`, `loose`, `normal` (default).

Corner radii:

- **boxarc=dim**: corner radius for `neobox` and `answerframe` (default: `0pt`).
- **thmboxarc=dim**: corner radius for theorems (default: `0pt`).
- **exboxarc=dim**: corner radius for exercises (default: `0pt`).
- **codeboxarc=dim**: corner radius for code blocks (default: `0pt`).
- **sideboxarc=dim**: corner radius for `sidebyside` (default: `0pt`).
- **pseudoboxarc=dim**: corner radius for `pseudocode` (default: `0pt`).
- **sectionarc=dim**: corner radius for section headings (`highlighted` or `shaded` style).

Box shapes: The **boxshape=shape** option sets the overall corner shape of boxes. Element-specific overrides are available: **thmboxshape**, **exboxshape**, **codeboxshape**, **adboxshape**, **neoboxshape**, **sideboxshape**. Two additional options let you give the theorem title label a different shape than the main box:

- **thmtitleshape=shape**: shape of the title label (inherits from `thmboxshape` if not set, default: `rounded`).
- **thmtitlearc=dim**: corner radius of the title label (inherits from `thmboxarc` if not set, default: `3pt`).

Available shapes:

- `rounded` (default): standard rounded corners.
- `soft`: slightly rounded corners.
- `sharp`: square corners.
- `sharpish`: very slightly rounded corners.
- `curve`: pronounced curved corners.
- `bevel`: chamfered corners.
- `chamfer`: angular beveled corners.
- `chat`: speech-bubble style.
- `leaf`: leaf-shaped rounded corners.
- `northeast`, `northwest`, `southeast`, `southwest`: rounding on a single corner.
- `north`, `south`, `east`, `west`: rounding on one side.
- `downhill`, `uphill`: diagonally rounded corners.

Title terminators:

- **thmterminator=text**: terminator after theorem titles (default: `. \!`).
- **thmseparator=text**: separator between the name and custom title.
- **adterminator=text**: terminator for admonitions (default: `. \!`).
- **exterminator=text**: terminator for exercises (default: `.`).
- **boxtitle=text**: default title for generic boxes.

### 3.2.5 Other display options

- **scale**: harmonizes font sizes in `lualatex`/`xelatex`.
- **inlinecodebox**: renders inline code (`\texttt`) in a framed, colored box.

- **inlineadmonition** (default): admonition title and body on the same line.
- **blockadmonition**: forces admonition body below the title.

### 3.3 Typography

#### 3.3.1 Fonts

- **mainface=Font**: main (serif) font.
- **mainfaceoptions=options**: options for the main font.
- **mainfacescale=factor**: scale factor (default: 1.0).
- **sansface=Font**: sans-serif font.
- **sansfaceoptions=options**: options for the sans-serif font.
- **sansfacescale=factor**: scale factor (default: 1.0).
- **monoface=Font**: monospaced (code) font.
- **monofaceoptions=options**: options for the monospaced font.
- **monofacescale=factor**: scale factor (default: 1.0).
- **mathface=Font**: math font.
- **mathfaceoptions=options**: options for the math font.
- **mathfacescale=factor**: scale factor for math.
- **facefamily=Family**: full font family.
- **facefamilyoptions=options**: options for the family.
- **sfbody**: uses the sans-serif font for the body text.
- **sfall**: uses the sans-serif font for the entire document.
- **mathastext**: uses the text font for math.

#### 3.3.2 Heading styles

Global styles:

- **headstyle=style**: font family (default: `sffamily`).
- **headweight=weight**: font weight (default: `bfseries`).
- **headshape=shape**: font shape (default: `upshape`).

Main title:

- **titlestyle=style**: inherits from `headstyle`.
  - **titleweight=weight**: inherits from `headweight`.
  - **titleshape=shape**: default `upshape`.
  - **titlesize=size**: title size (default: `hugeminus`).
  - **titlealign=align**: alignment (default: `center`).
  - **titledecor=decor**: decoration below the title (default: `none`).
- Options: `none`, `ornament`, `rule`, `midrule`, `fullrule`.

Sections:

- **sectionnumstyle=style**: number appearance (default: `circle`).  
Options: `circle`, `box`, `dash`, `plain`.
- **sectiontextstyle=style**: text case (default: `sc`).  
Options: `sc`, `upper`, `lower`.
- **sectionstyle=style**: visual style (default: `normal`).  
Options: `normal`, `ornaments`, `underline`, `highlighted`, `shadedline`.
- **sectionalign=align**: alignment (default: `center`).

Headers and footers:

- **headfootstyle=style**: inherits from `titlestyle`.

### 3.4 Page layout

#### 3.4.1 Margins and spacing

- **margin=dim**: horizontal margin width (default: `1.5cm`).
- **indent=dim**: paragraph indentation (default: `1em`).
- **noindent**: removes paragraph indentation.
- **parskip=value**: inter-paragraph spacing (default: `half`). Accepts KOMA-Script values: `false`, `true/full`, `half`, with optional suffixes `-`, `+`, `*` to control end-of-line fill. Do not load the `parskip` package alongside.
- **listparskip**: propagates `parskip` spacing inside lists (`itemize`, `enumerate`, `description`) for typographic consistency. Enabled by default. Use **no listparskip** to keep lists compact regardless of `parskip`.
- **vspaceing=factor**: vertical compression/expansion factor (default: `1.0`). Accepts values between 0.25 and 2.0.

#### 3.4.2 Headers and footers

- **fullheader**: enables full header/footer (requires `\neoheader`).
- **nofooter**: removes header and footer (`empty` page style).
- **pageonlyfooter**: shows only the centered page number.
- **headerules=style**: rules (default: `none`). Options: `none`, `headrule`, `footrule`, `headfootrule`.

#### 3.4.3 Table of contents

- **compacttoc**: reduces spacing in the table of contents.
- **monotoc**: renders the table of contents using the primary color only.
- **twocoltoc**: displays the table of contents in two columns.

#### 3.4.4 Output modes

These options let you print multiple logical pages onto a single physical sheet.

- **2a5toa4**: 2 identical A5 pages on one landscape A4 sheet.
- **2a4toa3**: 2 identical A4 pages on one landscape A3 sheet.
- **4a5toa3**: 4 identical A5 pages on one A3 sheet.



- **2toa3**: 2 different A4 pages on one landscape A3 sheet.
- **bookleta5**: A5 booklet (A5 pages on folded A4 sheets).
- **bookleta4**: A4 booklet (A4 pages on folded A3 sheets).

### 3.5 Miscellaneous options

- **abstracttitle**=Title: title for the `abstract` environment (default: `DEFAULT`).
- **boldlistlabels**: renders list labels in bold.
- **totalpoints**=n: total points for the grading scale (default: 20).

## ④ DOCUMENT STYLES

### 4.1 Title layout (`titlelayout`)

The **titlelayout**=style option controls the appearance of the first page and the title.

#### 4.1.1 Exam styles

- **exam**: full layout with fields for name, class, date, and a grading strip.
- **shortexam**: compact exam layout.
- **mockexam**: layout designed for mock exams.

#### 4.1.2 Assessment styles

- **eval**: standard layout, information in the corners.
- **evalicons**: `eval` with customizable icons.
- **evalgrade**: `eval` with a grading strip.
- **evaliconsgrade**: combines `evalicons` and `evalgrade`.
- **shorteval**: compact single-line layout.

#### 4.1.3 Design styles

- |                  |                    |                       |                 |
|------------------|--------------------|-----------------------|-----------------|
| • <b>band</b>    | • <b>brush</b>     | • <b>geometric</b>    | • <b>spine</b>  |
| • <b>banner</b>  | • <b>bubbles</b>   | • <b>grid</b>         | • <b>stream</b> |
| • <b>bar</b>     | • <b>champagne</b> | • <b>magazine</b>     | • <b>tech</b>   |
| • <b>bauhaus</b> | • <b>circles</b>   | • <b>memphis</b>      | • <b>wave</b>   |
| • <b>blocks</b>  | • <b>cloud</b>     | • <b>notion</b>       |                 |
| • <b>book</b>    | • <b>confetti</b>  | • <b>particles</b>    |                 |
| • <b>bristol</b> | • <b>flow</b>      | • <b>simplenotion</b> |                 |

#### 4.1.4 Classic styles

- **default**: centered standard title.
- **titlebox**: title in a colored banner at the top of the page.
- **tighttitle**: compact title without a box.
- **onlytitle**: displays only the centered title.

- **shorttitle**: compact centered title on a single line.
- **shortlesson**: compact layout for lesson handouts.
- **minimal**: stripped-down minimalist style.
- **frame**: framed title.

```

1 \documentclass[titlelayout=exam]{neoschool}
2 \neoheader{
3   type = Unit Test #1,
4   school = Springfield High School,
5   level = AP Calculus BC,
6   duration = 90 min,
7   calculator = exam
8 }
9 \title{Sequences and series}
10 \date{October 21, 2025}
11 \subject{Mathematics}
12 \begin{document}
13 \maketitle
14 ...
15 \end{document}

```

## 4.2 Header configuration (`\neoheader`)

This command configures the information used by the `exam`, `eval`, `mockexam`, `shortlesson`, and `fullheader` styles.

```

1 \neoheader{
2   type = {Pop Quiz},
3   school = {Turing Academy},
4   academy = {District 12},
5   level = {8th Grade},
6   duration = {20 minutes},
7   calculator = {false},          % true / false / exam
8   leftcontent = {\faFlask},
9   rightcontent = {\faCalculator},
10  leftcontentfill = {true},
11  rightcontentfill = {true}
12 }

```

## ⑤ MATH ENVIRONMENTS

Built on `tcolorbox`.

### 5.1 Theorem styles

The **`thmstyle=style`** option sets the look of theorem-like environments. Options: `bar`, `block`, `tile`, `fold`, `plain`, `frame`, `curve`, `sticker`, `pastel`, `tag` (default), `raw`.

### 5.2 Available environments

- **theorem** (ref: `thm`)
- **lemma** (ref: `lem`)

- **corollary** (ref: cor)
- **conjecture** (ref: conj)
- **proposition** (ref: propo)
- **property** (ref: prop)
- **properties** (ref: prop)
- **definition** (ref: def)
- **definitions** (ref: def)
- **method** (ref: meth)
- **activity** (ref: act)
- **application** (ref: appl)
- **remark, remarks** (unnumbered)
- **example, examples** (ref: ex)
- **proof**

### 5.3 Environment options

- **title=**text: custom title.
- **label=**name: label for `\ref`.
- **colback=**color: background color.
- **colframe=**color: frame color.
- **coltitle=**color: title color.
- **fonttitle=**commands: title formatting.

### 5.4 Numbering options

- **sectionthmcounter**: resets counters at each section.
- **sharedthmcounter**: a single counter shared across all environments.
- **thmgroupcounter**: shared counter for theorem, lemma, corollary, proposition, and property.
- **sharedexcounter**: shares the counter between exercises and theorems.

### 5.5 Environment examples

```
\begin{definition}[
  title=Prime number,
  label=prime
]
A natural number is called prime
if it has exactly two distinct
divisors: 1 and itself.
\end{definition}
```

See Definition~\ref{def:prime}.

**Definition 1** (Prime number) A natural number is called prime if it has exactly two distinct divisors: 1 and itself.

See Definition 1.

```
\begin{theorem}[title=Pythagorean theorem]
In a right triangle,
the square of the hypotenuse equals
the sum of the squares of the other
two sides:
\[ c^2 = a^2 + b^2 \]
\end{theorem}
```

**Theorem 1 (Pythagorean theorem)** In a right triangle, the square of the hypotenuse equals the sum of the squares of the other two sides:

$$c^2 = a^2 + b^2$$

```
\begin{property}
Every differentiable function
is continuous.
\end{property}

\begin{proof}
This follows directly from
the definition of the derivative.
\end{proof}
```

**Property 1** Every differentiable function is continuous.

**Proof.** This follows directly from the definition of the derivative. ■

```
\begin{example}
Let  $f(x) = x^2$ .
Then  $f'(x) = 2x$ .
\end{example}

\begin{remark}
The converse is false:
 $|x|$  is continuous but not
differentiable at  $0$ .
\end{remark}
```

**Example 1.** Let  $f(x) = x^2$ . Then  $f'(x) = 2x$ .

**Remark 1.** The converse is false:  $|x|$  is continuous but not differentiable at  $0$ .

## ⑥ EXERCISES

Built on the `xsim` package.

### 6.1 The exercise and solution environments

#### 6.1.1 Exercise options

- **points**=*n*: point value.
- **bonus-points**=*n*: bonus points.
- **level**=*n*: difficulty level (1–5, shown as stars).
- **subtitle**=*text*: subtitle.
- **icon**=*fa-name*: FontAwesome icon (requires `exerciseicons`).
- **topic**=*topic*: topic tag for sorting/filtering.
- **grade**=*level*: grade level.
- **subject**=*subject*: subject area.
- **ID**=*id*: identifier for `\exercisenumbers{id}`.
- **template**=*name*: display style.

### 6.1.2 Exercise styles (exstyle)

The **exstyle=style** option sets the appearance of exercises.

Box styles: `block`, `capsule` (default), `capsule-outline`, `tile`, `fold`, `plain`, `frame`, `curve`, `sticker`, `pastel`, `card`, `bar`.

Badge styles: `badge`, `badge-outline`, `digit`, `digit-outline`, `digit-inline`, `digit-outline-inline`, `counter`, `counter-inline`, `counter-outline`, `counter-outline-inline`.

Line styles: `line`, `line-outline`, `line-circle`, `line-circle-outline`.

Special styles: `inline`, `shell`, `section`, `subsection`, `item`, `rule`, `separator`.

### 6.1.3 Global options

- **exerciseicons**: enables icon display.
- **answers**: shows solutions after each exercise.
- **answeronly**: shows solutions only.
- **shuffle**: randomly shuffles multiple-choice answers.
- **solstyle=style**: solution style (default: `inline`). Options: `inline`, `dots`, `lines`, `box`.
- **solrotate**: prints solutions upside down (180° rotation).

### 6.1.4 Exercise with solution

```
\begin{exercise}[
  points=4,
  level=2,
  subtitle={Finding a derivative}
]
Find the derivative of
 $f(x) = x^3 - 2x + 1$ .
\end{exercise}
```

```
\begin{solution}
Applying the differentiation rules:
 $f'(x) = 3x^2 - 2$ .
\end{solution}
```

**Exercise 1** [★★] **Finding a derivative**  
(4 points) Find the derivative of  $f(x) = x^3 - 2x + 1$ .

**Solution of exercise 1.** Applying the differentiation rules:  $f'(x) = 3x^2 - 2$ .

### 6.1.5 Multiple choice

- **choices**(*n*): single-answer multiple choice on *n* columns. `\choice` for an answer, `\choice[\correct]` for the correct one.
- **checkboxes**(*n*): multiple-answer checkboxes. `\checkbox` for an answer, `\checkbox[\correct*]` for a correct one.

```
\begin{exercise}[points=1]
What is the derivative of  $f(x)=x^2$ ?
\begin{choices}(2)
\choice[\correct]  $x \mapsto 2x$ 
\choice  $x \mapsto x$ 
\choice  $x \mapsto x^2$ 
\choice  $x \mapsto 2$ 
\end{choices}
\end{exercise}
```

**Exercise 2 (1 point)** What is the derivative of  $f(x) = x^2$ ?

- ☐  $x \mapsto 2x$ 
☐  $x \mapsto x$   
☐  $x \mapsto x^2$ 
☐  $x \mapsto 2$

```
\begin{exercise}[points=2]
Check all true statements.
\begin{checkboxes}(1)
\checkbox[\correct*]  $\pi > 3$ 
\checkbox  $\sqrt{2}$  is rational
\checkbox[\correct*]  $0! = 1$ 
\checkbox  $\ln(1) = 1$ 
\end{checkboxes}
\end{exercise}
```

**Exercise 3 (2 points)** Check all true statements.

- ☐  $\pi > 3$   
☐  $\sqrt{2}$  is rational  
☐  $0! = 1$   
☐  $\ln(1) = 1$

## ⑦ CODE LISTINGS

Two syntax highlighting backends are available via class options:

- **listings** (default): syntax highlighting via the `listings` package.
- **minted**: syntax highlighting via `minted` (requires Python, Pygments, and `-shell-escape`).

### 7.1 The code environment

```
\begin[options]{code}[language][title][box-style]
... code ...
\end{code}
```

- **options**: `listings/minted` options.
- **language**: `python`, `latex`, `c++`, etc.
- **title**: optional title.
- **box-style**: box style override.

```
\begin{code}[python][Factorial function]
def fact(n):
    if n <= 1:
        return 1
    return n * fact(n - 1)
\end{code}
```

#### Listing 5 · Factorial function

```
def fact(n):
    if n <= 1:
        return 1
    return n * fact(n - 1)
```

### 7.2 Code box styles (`codestyle`)

The **`codestyle=style`** option sets the appearance of code boxes. Options: `plain`, `line`, `lines`, `bar`, `frame`, `shadow` (default).

### 7.3 Code options

- **codewidth=factor**: block width (default: 1.0).
- **centeredcode**: centers code blocks.

### 7.4 Additional commands

- `\codeinline[lang]{code}`: inline code with syntax highlighting.
- `\codeinput[opt]{lang}{file}[title][style]`: imports code from a file.

The `\codeinline[python]{range(n)}` function generates integers from  $0$  to  $n-1$ .

The **range**( $n$ ) function generates integers from  $0$  to  $n - 1$ .

### 7.5 The pseudocode environment

Built on `algpseudocode`. When the French language option is active, keywords are automatically translated.

Special commands:

- `\Gets`: assignment arrow  $\leftarrow$ .
- `\To`: "to" keyword for loops.

```
\begin{pseudocode}{Binary search}
\Require Sorted array  $T$ , value  $v$ 
\Ensure Index of  $v$  or  $-1$ 
\State  $lo$  \Gets  $0$ ,  $hi$  \Gets  $|T| - 1$ 
\While{ $lo \leq hi$ }
  \State  $mid$  \Gets  $(lo + hi) / 2$ 
  \If{ $T[mid] = v$ }
    \State \Return  $mid$ 
  \ElsIf{ $T[mid] < v$ }
    \State  $lo$  \Gets  $mid + 1$ 
  \Else
    \State  $hi$  \Gets  $mid - 1$ 
  \EndIf
\EndWhile
\State \Return  $-1$ 
\end{pseudocode}
```

#### Algorithm 1 — Binary search

```
entrée Sorted array  $T$ , value  $v$ 
sortie Index of  $v$  or  $-1$ 
 $lo \leftarrow 0, hi \leftarrow |T| - 1$ 
tant que  $lo \leq hi$  faire
   $mid \leftarrow (lo + hi) / 2$ 
  si  $T[mid] = v$  alors
    retourner  $mid$ 
  sinon si  $T[mid] < v$  alors
     $lo \leftarrow mid + 1$ 
  sinon
     $hi \leftarrow mid - 1$ 
  fin si
fin tant que
retourner  $-1$ 
```

## 8 ADMONITIONS

Colored boxes with icons designed to draw attention to specific content.

### 8.1 Available environments

- **note**: general remarks (📝).
- **info**: supplementary information (ℹ️).
- **warning**: warnings (⚠️).
- **important**: key points (❗).

- **tip:** tips and tricks (💡).
- **reminder:** things to remember (📖).
- **summary:** summaries (📋).
- **toolbox:** prerequisites and materials (🔧).
- **method:** step-by-step methods (⚙️).
- **activity:** hands-on activities (🧩).

## 8.2 Admonition styles

The `adstyle=style` option sets the global appearance of admonitions. Options: `modern`, `material`, `soft` (default), `classic`, `professional`, `minimal`.

## 8.3 Admonition options

Each environment accepts key-value options:

- **title=**`text`: custom title.
- **subtitle=**`text`: subtitle.
- **icon=**`\faIcon`: custom icon.
- **style=**`name`: local style (overrides the global style).

```
\begin{warning}[title=Watch out, icon=
\faSkull]
  Don't divide by zero!
\end{warning}
\begin{tip}
  Try factoring first.
\end{tip}
```

💀 **Watch out.** Don't divide by zero!

💡 **Tip.** Try factoring first.

```
\begin{method}[title=Solving an equation]
  1. Isolate the variable.
  2. Simplify.
\end{method}
\begin{activity}[subtitle=Group work]
  Construct an equilateral triangle.
\end{activity}
```

📋 **Solving an equation.** 1. Isolate the variable. 2. Simplify.

🧩 **Activity : Group work.** Construct an equilateral triangle.

# 9 CONTENT LAYOUT

## 9.1 Absolute positioning

`\positionobject{x}{y}{scale}{content}`: places content at coordinates (x, y) from the top-left corner.

## 9.2 Two-column layout

`\splitcontent[w1][gap]{col1}{col2}`: splits the horizontal space.



```
\splitcontent[0.4][0.05]{%
  \textbf{Left column (40\%)}

  First paragraph...
}{%
  \textbf{Right column (55\%)}

  Second paragraph...
}
```

#### Left column (40%)

First paragraph with some text to illustrate the layout.

#### Right column (55%)

Second paragraph with additional content.

## 9.3 The `sidebyside` environment

Creates two `tcolorbox` boxes side by side. `\tcblower` separates the two halves.

```
\begin{sidebyside}[
  title=Comparison,
  righthand width=.45\linewidth
]
  \textbf{Pros}
  \begin{itemize}
    \item Simple
    \item Fast
  \end{itemize}
  \tcblower
  \textbf{Cons}
  \begin{itemize}
    \item Limited
  \end{itemize}
\end{sidebyside}
```

### Comparison

#### Pros

- Simple
- Fast

#### Cons

- Limited

## 9.4 Text with image

`\textwithimage[*]{w_img}{s_img}{text}{path}`: combines text and an image. `*` places the image on the left.

## 9.5 QR codes

`\withqrcode[*][size]{url}{content}`: QR code alongside content. `*` places the QR code on the right.

```
\withqrcode{https://example.com}{%
  Scan this QR code to
  visit the website.
}
```



Scan this QR code to visit the website.

## 9.6 Grids and paper styles

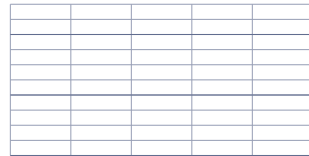
- `\grid[color]{width}{height}`: 5 mm × 5 mm grid.
- `\customgrid[color][dx][dy]{width}{height}`: custom grid.
- `\frenchgrid[minor_c][major_c]{width}{height}`: Seyès (French ruled) grid.
- `\gridfill` / `\gridfill*`: fills the page with a grid.

- `\notebook`, `\nbminorgrid`, `\nbmajorgrid`: page background styles.

`\grid[blue!40]{4cm}{2cm}`



`\frenchgrid{4cm}{2cm}`



## 9.7 Simple boxes

- `neobox`: box with a frame.
- `neobox*`: box without a visible frame.
- `\neocolorbox[color]{content}`: simple colored box.
- `\inlinebox[frame][bg][text]{content}`: customizable inline box.

`\begin{neobox}[title=My box]`  
Content with a frame.  
`\end{neobox}`

`\begin{neobox*}`  
Content without a visible frame.  
`\end{neobox*}`

My box

Content with a frame.

Content without a visible frame.

## 9.8 Logos and special symbols

- `\AILogo[options]`: AI logo (chip with neural network).
- `\NoAILogo[options]`: "No AI" logo (crossed-out chip).
- `\documentcolor{color}`: changes the text color for the entire document.

`\AILogo` `\quad` `\NoAILogo`



# GRADING AND ASSESSMENT


## 10.1 Grading tools


- `\gradingstrip[total]`: grading banner with a score field and space for comments.
- `\mrk[*][comment]{pts}`: margin points.

<code>\gradingstrip[20]</code>	<table border="1"> <tr> <td data-bbox="563 152 742 340"> <div>Mark</div> <div>20</div> </td><td data-bbox="742 152 1458 340">Comments</td></tr> </table>	<div>Mark</div> <div>20</div>	Comments
<div>Mark</div> <div>20</div>	Comments		

## 10.2 Answer areas

- `\answerfield[width]{lines}`: answer area with a colored background.
- `\answerframe[width]{lines}`: framed answer area.
- `\vardots[length]`: dotted fill line.
- `\lines[char][spacing]{n}`: draws  $n$  horizontal lines.
- `\emptybox{width}{height}`: blank box for free-form answers.

Answer: <code>\answerfield[5cm]{1}</code>	Answer: 
---	---

Justify: <code>\answerframe{3}</code>	Justify: 
--	---

Name: <code>\vardots[4cm]</code> Date: <code>\vardots[3cm]</code>	Name: ..... Date: .....
--	----------------------------

<code>\lines{3}</code>	..... ..... .....
------------------------	-------------------------

## 10.3 Markers and symbols

- `\cmark`: ✓ (green).
- `\xmark`: ✗ (red).
- `\unchecked`: □.
- `\done`: ✓.
- `\wontfix`: ✗.





```
\begin{itemize}
  \unchecked Task to do
  \done Task completed
  \wontfix Task canceled
\end{itemize}
```

- ☐ Task to do
- ☒ Task completed
- ☒ Task canceled

## 10.4 Competency-based assessment

`\competencies{Skill11\Skill2...}`: assessment table with 4 proficiency levels.

```
\competencies{
  Compute derivatives \\
  Solve equations \\
  Write proofs
}
```

Competencies				
Compute derivatives				
Solve equations				
Write proofs				

## 11 MATH COMMANDS

### 11.1 Highlighting

- `\mhl{color}{expr}`: highlights the expression.
- `\mc{color}{expr}`: colors the expression.
- `\mathbox<bg>[border]{content}`: frames math content.

$f(x) = \text{\mhl{yellow!30}\{x^2\}} + \text{\mc{blue}\{3x\}} - 1$

$f(x) = x^2 + 3x - 1$

The formula  $\text{\mathbox{E = mc^2}}$  is famous.

With colors:

$\text{\mathbox<yellow!20>[red]\{a^2+b^2=c^2\}}$

The formula  $E = mc^2$  is famous.

With colors:  $a^2 + b^2 = c^2$

### 11.2 APMEP support

Commands available with the `apmep` option:

- Vectors: `\vectt{AB}`.
- Coordinate frames: `\0ij`, `\0ijk`, `\0uv`.
- Symbols: `\euro`, `\cg`, `\cd`, `\pg`, `\pp`, `\barre{x}`.

The vector  $\text{\vectt{AB}}$  in the frame  $\text{\0ij}$ .

We have  $x \text{\pg 0}$  and  $y \text{\pp 5}$ .

The mean is  $\text{\barre{x}} = 12$ .

The vector  $\overrightarrow{AB}$  in the frame  $(O; \vec{i}, \vec{j})$ .

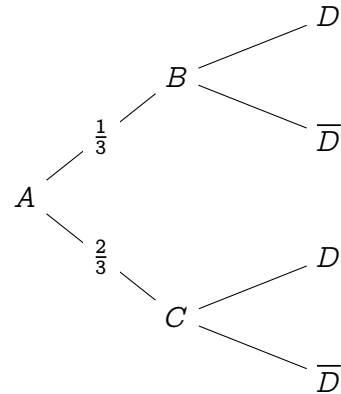
We have  $x \geq 0$  and  $y \leq 5$ .

The mean is  $\overline{x} = 12$ .

## 12.1 Trees and graphs

- **neotree**: tree environment (built on `forest`). The `w=val` option adds a weight label to a branch.
- `\neograph`: graph command (`lualatex` required).

```
\begin{neotree}[l=2cm, s sep=1cm]
  A [B, w=\frac{1}{3} [D] [\overline{D}]]
    [C, w=\frac{2}{3} [D] [\overline{D}]]
\end{neotree}
```



## 12.2 Math grid (`mathgrid`)

An environment for aligning blocks of equations in a grid.

- `\begin{mathgrid}{n}`: grid with  $n$  columns.
- `\neoline`: new row.
- `\neocol[span]{content}`: column with `align*`.

```
\begin{mathgrid}{2}
  \neoline
  \neocol{
    A &= 2 + 3 \\
    A &= 5
  }
  \neocol{
    B &= 4 \times 2 \\
    B &= 8
  }
\end{mathgrid}
```

$A = 2 + 3$	$B = 4 \times 2$
$A = 5$	$B = 8$

Enabled via `notes=dim`, `leftnotes=dim`, or `rightnotes=dim`.

- `\tdnote[options]{text}`: note in the margin.
- `\boxnote[label]{text} + \tdmark[label]`: note anchored to a specific location.

```
\documentclass[notes=2.5cm]{neoschool}

This is important\tdnote{Remember this!}.
```

```

5 \boxnote[hyp]{Key hypothesis}
6 \begin{theorem}
7   \tdmark[hyp] If  $f$  is continuous on  $[a,b]$ ...
8 \end{theorem}

```